

**GVT & PGVT**

400 x 1200   **mm**   300 x 600  
600 x 1200   600 x 600

**HIGH DEPTH ELEVATION**

**300 X 600**

Ready To  
Move Into  
*Luxury*



## TECHNICAL FEATURES :

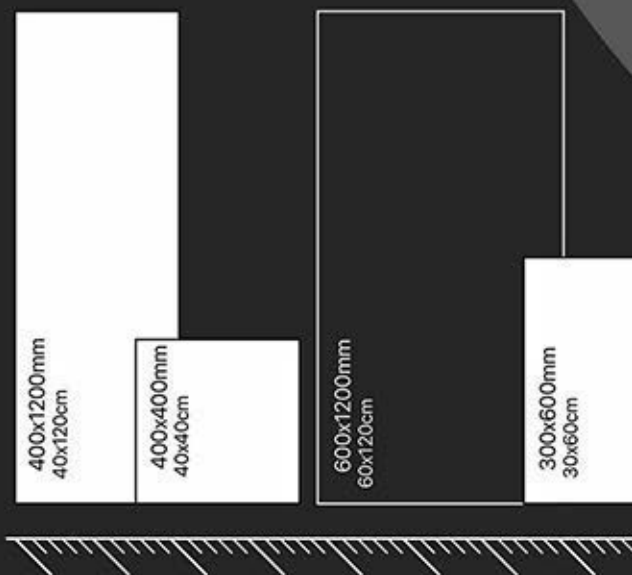


## APPLICATIONS :



marvelious  
Look

## available sizes :





GVT & PGVT

400 x 1200  
600 x 1200



300 x 600  
400 x 400

## High Depth Porcelain Elevation



300 x 600 mm



7001



7002





GVT & PGVT

400 x 1200  
600 x 1200



300 x 600  
400 x 400

## High Depth Porcelain Elevation



300 x 600 mm



7003



7004



GVT & PGVT

400 x 1200  
600 x 1200



300 x 600  
400 x 400

# High Depth Porcelain Elevation



300 x 600 mm



7005



7006



GVT & PGVT

400 x 1200  
600 x 1200





300 x 600  
400 x 400

# High Depth Porcelain Elevation

300 x 600 mm



7007







GVT & PGVT


400 x 1200  
600 x 1200




300 x 600  
400 x 400

# High Depth Porcelain Elevation


300 x 600 mm




7026



7027





GVT & PGVT


400 x 1200  
600 x 1200




300 x 600  
400 x 400

# High Depth Porcelain Elevation


300 x 600 mm



7028



7029



GVT & PGVT

400 x 1200  
600 x 1200



300 x 600  
400 x 400

# High Depth Porcelain Elevation

300 x 600 mm



7030



7031



GVT & PGVT


400 x 1200  
600 x 1200

MM

300 x 600  
400 x 400

## High Depth Porcelain Elevation



300 x 600 mm



7051



7052



GVT & PGVT

400 x 1200  
600 x 1200

MM

300 x 600  
400 x 400

## High Depth Porcelain Elevation



300 x 600 mm



7053



7054



GVT & PGVT

400 x 1200  
600 x 1200



300 x 600  
400 x 400

## High Depth Porcelain Elevation



300 x 600 mm



7055



7056





GVT & PGVT

400 x 1200  
600 x 1200




300 x 600  
400 x 400

# High Depth Porcelain Elevation

300 x 600 mm



7057





**GVT & PGVT**


400 x 1200  
600 x 1200

**MM**


300 x 600  
400 x 400

## High Depth Porcelain Elevation

300 x 600 mm



7076



7077





GVT & PGVT


400 x 1200  
600 x 1200



300 x 600  
400 x 400

## High Depth Porcelain Elevation

300 x 600 mm



7078



7079



GVT & PGVT

400 x 1200  
600 x 1200




300 x 600  
400 x 400

## High Depth Porcelain Elevation

300 x 600 mm



7080



7081





GVT & PGVT

400 x 1200  
600 x 1200



300 x 600  
400 x 400

# High Depth Porcelain Elevation


300 x 600 mm



7102



7103





**GVT & PGVT**

400 x 1200  
600 x 1200



300 x 600  
400 x 400

## High Depth Porcelain Elevation


300 x 600 mm



7104



7105



GVT & PGVT

400 x 1200  
600 x 1200



300 x 600  
400 x 400

# High Depth Porcelain Elevation

300 x 600 mm



7106





GVT & PGVT

400 x 1200  
600 x 1200



300 x 600  
400 x 400

## High Depth Porcelain Elevation



300 x 600 mm



7126



7127



GVT & PGVT

400 x 1200  
600 x 1200



300 x 600  
400 x 400

## High Depth Porcelain Elevation



300 x 600 mm



7128



7129



GVT & PGVT

400 x 1200  
600 x 1200

MM

300 x 600  
400 x 400

## High Depth Porcelain Elevation



300 x 600 mm



7130



7131



GVT & PGVT


400 x 1200  
600 x 1200





300 x 600  
400 x 400


# High Depth Porcelain Elevation

300 x 600 mm



7132





ATELIER



GVT & PGVT

400 x 1200  
600 x 1200

MM

300 x 600  
400 x 400

## High Depth Porcelain Elevation

300 x 600 mm



7151



7152



GVT & PGVT

400 x 1200  
600 x 1200




300 x 600  
400 x 400

## High Depth Porcelain Elevation


300 x 600 mm



7153



7154



GVT & PGVT


400 x 1200  
600 x 1200



300 x 600  
400 x 400

# High Depth Porcelain Elevation


300 x 600 mm



7155



7156



GVT & PGVT

400 x 1200  
600 x 1200




300 x 600  
400 x 400

# High Depth Porcelain Elevation


300 x 600 mm



7157



7158



GVT & PGVT

400 x 1200  
600 x 1200




300 x 600  
400 x 400

# High Depth Porcelain Elevation

300 x 600 mm



7159



GVT & PGVT

400 x 1200  
600 x 1200

MM

300 x 600  
400 x 400

## High Depth Porcelain Elevation



300 x 600 mm



7176



7177



GVT & PGVT

400 x 1200  
600 x 1200

MM

300 x 600  
400 x 400

## High Depth Porcelain Elevation



300 x 600 mm



7178



7179



GVT & PGVT

400 x 1200  
600 x 1200

MM

300 x 600  
400 x 400

# High Depth Porcelain Elevation

300 x 600 mm



7180





GVT & PGVT

400 x 1200  
600 x 1200



300 x 600  
400 x 400

# High Depth Porcelain Elevation

300 x 600 mm



7201



7202



GVT & PGVT

400 x 1200  
600 x 1200



300 x 600  
400 x 400

# High Depth Porcelain Elevation

300 x 600 mm



7203



7204



GVT & PGVT


400 x 1200  
600 x 1200

MM

300 x 600  
400 x 400

## High Depth Porcelain Elevation

300 x 600 mm



7205



7206





GVT & PGVT

400 x 1200  
600 x 1200



300 x 600  
400 x 400

## High Depth Porcelain Elevation


300 x 600 mm



7226



7227





GVT & PGVT

400 x 1200  
600 x 1200



300 x 600  
400 x 400

## High Depth Porcelain Elevation

300 x 600 mm



7228



7229



GVT & PGVT

400 x 1200  
600 x 1200



300 x 600  
400 x 400

## High Depth Porcelain Elevation



300 x 600 mm



7230



7231





GVT & PGVT

400 x 1200  
600 x 1200





300 x 600  
400 x 400


## High Depth Porcelain Elevation

300 x 600 mm



7232





GVT & PGVT

400 x 1200  
600 x 1200




300 x 600  
400 x 400

## High Depth Porcelain Elevation



300 x 600 mm



7251



7252



GVT & PGVT

400 x 1200  
600 x 1200



300 x 600  
400 x 400

# High Depth Porcelain Elevation



300 x 600 mm



7253



7254



**GVT & PGVT**

400 x 1200  
600 x 1200



300 x 600  
400 x 400

## High Depth Porcelain Elevation



300 x 600 mm



7255



7256





GVT & PGVT

400 x 1200  
600 x 1200

MM

300 x 600  
400 x 400

## High Depth Porcelain Elevation



300 x 600 mm



7276



7277



GVT & PGVT

400 x 1200  
600 x 1200



300 x 600  
400 x 400

## High Depth Porcelain Elevation


300 x 600 mm



7278



7279







GVT & PGVT

400 x 1200  
600 x 1200



300 x 600  
400 x 400

## High Depth Porcelain Elevation



300 x 600 mm



7280



7281



GVT & PGVT

400 x 1200  
600 x 1200

MM

300 x 600  
400 x 400

## High Depth Porcelain Elevation



300 x 600 mm



7282



7283



GVT & PGVT

400 x 1200  
600 x 1200

MM

300 x 600  
400 x 400

## High Depth Porcelain Elevation


300 x 600 mm



7284



7285



GVT & PGVT

400 x 1200  
600 x 1200





300 x 600  
400 x 400

## High Depth Porcelain Elevation

300 x 600 mm



7286



GVT & PGVT


400 x 1200  
600 x 1200



300 x 600  
400 x 400

## High Depth Porcelain Elevation



300 x 600 mm



7288



7289



GVT & PGVT

400 x 1200  
600 x 1200





300 x 600  
400 x 400

## High Depth Porcelain Elevation

300 x 600 mm



7290



**GVT & PGVT**


400 x 1200  
600 x 1200




300 x 600  
400 x 400

## High Depth Porcelain Elevation



300 x 600 mm



8207



8206







GVT & PGVT

400 x 1200  
600 x 1200



300 x 600  
400 x 400

## High Depth Porcelain Elevation


300 x 600 mm



7301



7302



GVT & PGVT

400 x 1200  
600 x 1200

MM

300 x 600  
400 x 400

## High Depth Porcelain Elevation


300 x 600 mm



7303



7304



GVT & PGVT

400 x 1200  
600 x 1200

MM

300 x 600  
400 x 400

## High Depth Porcelain Elevation



300 x 600 mm



7305



7306



GVT & PGVT

400 x 1200  
600 x 1200




300 x 600  
400 x 400



# High Depth Porcelain Elevation

300 x 600 mm



7307





GVT & PGVT

400 x 1200  
600 x 1200

MM

300 x 600  
400 x 400

## High Depth Porcelain Elevation



300 x 600 mm



7326



7327



GVT & PGVT


400 x 1200  
600 x 1200





300 x 600  
400 x 400

# High Depth Porcelain Elevation

300 x 600 mm



7328





GVT & PGVT

400 x 1200  
600 x 1200




300 x 600  
400 x 400

# High Depth Porcelain Elevation



300 x 600 mm



7351



7352



GVT & PGVT

400 x 1200  
600 x 1200

MM

300 x 600  
400 x 400

# High Depth Porcelain Elevation



300 x 600 mm



7376



7377



GVT & PGVT

400 x 1200  
600 x 1200



300 x 600  
400 x 400

# High Depth Porcelain Elevation



300 x 600 mm



7378



7379



GVT & PGVT

400 x 1200  
600 x 1200




300 x 600  
400 x 400

## High Depth Porcelain Elevation


300 x 600 mm



7380



7381



GVT & PGVT

400 x 1200  
600 x 1200



300 x 600  
400 x 400

## High Depth Porcelain Elevation



300 x 600 mm



7401



7402



GVT & PGVT

400 x 1200  
600 x 1200



300 x 600  
400 x 400

## High Depth Porcelain Elevation

300 x 600 mm



7403



7404



GVT & PGVT

400 x 1200  
600 x 1200



300 x 600  
400 x 400

## High Depth Porcelain Elevation


300 x 600 mm



7426



7427



GVT & PGVT

400 x 1200  
600 x 1200

MM

300 x 600  
400 x 400

## High Depth Porcelain Elevation


300 x 600 mm



7451



7452





GVT & PGVT

400 x 1200  
600 x 1200

MM

300 x 600  
400 x 400

# High Depth Porcelain Elevation



300 x 600 mm



7453



7454



GVT & PGVT

400 x 1200  
600 x 1200

MM

300 x 600  
400 x 400

## High Depth Porcelain Elevation

300 x 600 mm



7455



7456



GVT & PGVT

400 x 1200  
600 x 1200



300 x 600  
400 x 400

## High Depth Porcelain Elevation


300 x 600 mm



7476



7477



GVT & PGVT

400 x 1200  
600 x 1200

MM

300 x 600  
400 x 400

## High Depth Porcelain Elevation



300 x 600 mm



7478



7479



GVT & PGVT

400 x 1200  
600 x 1200



300 x 600  
400 x 400

# High Depth Porcelain Elevation


300 x 600 mm



7480



7481



GVT & PGVT

400 x 1200  
600 x 1200





300 x 600  
400 x 400

## High Depth Porcelain Elevation


300 x 600 mm



7501



7502



GVT & PGVT

400 x 1200  
600 x 1200




300 x 600  
400 x 400

## High Depth Porcelain Elevation



300 x 600 mm



7503



7504



GVT & PGVT

400 x 1200  
600 x 1200

MM


300 x 600  
400 x 400

## High Depth Porcelain Elevation



300 x 600 mm



7505



7506





GVT & PGVT

400 x 1200  
600 x 1200

MM



300 x 600  
400 x 400

## High Depth Porcelain Elevation


300 x 600 mm



7507



7508



GVT & PGVT

400 x 1200  
600 x 1200




300 x 600  
400 x 400

# High Depth Porcelain Elevation

300 x 600 mm



7509



**GVT & PGVT**

400 x 1200  
600 x 1200



300 x 600  
400 x 400

## High Depth Porcelain Elevation

300 x 600 mm



7526



7527



**GVT & PGVT**

400 x 1200  
600 x 1200



300 x 600  
400 x 400

## High Depth Porcelain Elevation

300 x 600 mm



7528



7529



GVT & PGVT

400 x 1200  
600 x 1200



300 x 600  
400 x 400

# High Depth Porcelain Elevation

300 x 600 mm



7530



GVT & PGVT

400 x 1200  
600 x 1200

MM

300 x 600  
400 x 400

## High Depth Porcelain Elevation



300 x 600 mm



7551



7552



GVT & PGVT

400 x 1200  
600 x 1200

MM

300 x 600  
400 x 400

## High Depth Porcelain Elevation


300 x 600 mm



7553



7554



GVT & PGVT

400 x 1200  
600 x 1200

MM

300 x 600  
400 x 400

## High Depth Porcelain Elevation



300 x 600 mm



7555



7556





GVT & PGVT

400 x 1200  
600 x 1200

MM


300 x 600  
400 x 400

High Depth Porcelain Elevation

300 x 600 mm



7557



**GVT & PGVT**

400 x 1200  
600 x 1200



300 x 600  
400 x 400

## High Depth Porcelain Elevation



300 x 600 mm



7576



7577



**GVT & PGVT**

400 x 1200  
600 x 1200



300 x 600  
400 x 400

## High Depth Porcelain Elevation


300 x 600 mm



7578



7579



GVT & PGVT

400 x 1200  
600 x 1200

MM

300 x 600  
400 x 400

## High Depth Porcelain Elevation

300 x 600 mm



7580



7581



GVT & PGVT

400 x 1200  
600 x 1200



300 x 600  
400 x 400

## High Depth Porcelain Elevation


300 x 600 mm



7582



7583



GVT & PGVT

400 x 1200  
600 x 1200



300 x 600  
400 x 400

## High Depth Porcelain Elevation

300 x 600 mm



7601



7602



**GVT & PGVT**

400 x 1200  
600 x 1200



300 x 600  
400 x 400

## High Depth Porcelain Elevation

300 x 600 mm



7603



7604



GVT & PGVT

400 x 1200  
600 x 1200




300 x 600  
400 x 400

# High Depth Porcelain Elevation

300 x 600 mm



7605





GVT & PGVT

400 x 1200  
600 x 1200

MM

300 x 600  
400 x 400

## High Depth Porcelain Elevation

300 x 600 mm



7626



7627



GVT & PGVT

400 x 1200  
600 x 1200



300 x 600  
400 x 400

## High Depth Porcelain Elevation


300 x 600 mm



7628



7629



GVT & PGVT

400 x 1200  
600 x 1200

MM

300 x 600  
400 x 400

# High Depth Porcelain Elevation

300 x 600 mm



7630



GVT & PGVT

400 x 1200  
600 x 1200





300 x 600  
400 x 400

# High Depth Porcelain Elevation

300 x 600 mm



7651



GVT & PGVT

400 x 1200  
600 x 1200



300 x 600  
400 x 400

## High Depth Porcelain Elevation


300 x 600 mm



7652



7653



GVT & PGVT

400 x 1200  
600 x 1200

MM

300 x 600  
400 x 400

## High Depth Porcelain Elevation


300 x 600 mm



7654



7655



GVT & PGVT

400 x 1200  
600 x 1200





300 x 600  
400 x 400

# High Depth Porcelain Elevation

300 x 600 mm



7656



GVT & PGVT


400 x 1200  
600 x 1200

MM


300 x 600  
400 x 400

## High Depth Porcelain Elevation



300 x 600 mm



7676



7677





GVT & PGVT


400 x 1200  
600 x 1200

MM


300 x 600  
400 x 400

## High Depth Porcelain Elevation



300 x 600 mm



7678



7679



GVT & PGVT


400 x 1200  
600 x 1200




300 x 600  
400 x 400

## High Depth Porcelain Elevation



300 x 600 mm



7680



7681



GVT & PGVT


400 x 1200  
600 x 1200





300 x 600  
400 x 400

## High Depth Porcelain Elevation

300 x 600 mm



7682



GVT & PGVT


400 x 1200  
600 x 1200

MM

300 x 600  
400 x 400

# High Depth Porcelain Elevation



300 x 600 mm



7701



7702



GVT & PGVT


400 x 1200  
600 x 1200

MM


300 x 600  
400 x 400

## High Depth Porcelain Elevation

300 x 600 mm



7703



7704



GVT & PGVT


400 x 1200  
600 x 1200



300 x 600  
400 x 400

# High Depth Porcelain Elevation



300 x 600 mm



7705



7706



GVT & PGVT


400 x 1200  
600 x 1200





300 x 600  
400 x 400

# High Depth Porcelain Elevation

300 x 600 mm



7707



GVT & PGVT

400 x 1200  
600 x 1200




300 x 600  
400 x 400

# High Depth Porcelain Elevation

300 x 600 mm



7726





GVT & PGVT

400 x 1200  
600 x 1200

MM

300 x 600  
400 x 400

## High Depth Porcelain Elevation


300 x 600 mm



7727



7728



GVT & PGVT

400 x 1200  
600 x 1200



300 x 600  
400 x 400

## High Depth Porcelain Elevation


300 x 600 mm



7729



7730



GVT & PGVT

400 x 1200  
600 x 1200




300 x 600  
400 x 400

## High Depth Porcelain Elevation

300 x 600 mm



7731



7732



GVT & PGVT

400 x 1200  
600 x 1200

MM


300 x 600  
400 x 400

# High Depth Porcelain Elevation

300 x 600 mm



7733



GVT & PGVT

400 x 1200  
600 x 1200

MM

300 x 600  
400 x 400

## High Depth Porcelain Elevation

300 x 600 mm



7751



7752



GVT & PGVT

400 x 1200  
600 x 1200

MM

300 x 600  
400 x 400

## High Depth Porcelain Elevation

300 x 600 mm



7753

